THIS DRAWING IS UNPUBLISHED. RELEASED FOR PUBLICATION – ,– .
© COPYRIGHT – By – ALL RIGHTS RESERVED.

LOC	DIST
FT	0

REVISIONS

P	LTR	DESCRIPTION	DATE	DWN	APVD
	D1	REVISED PER ECO–11–004917	11MAR11	RK	HMR

SPECIFICATIONS:

MATERIALS:
- HOUSING: POLYAMIDE, (BLACK) UL94–0
- TERMINALS: COPPER ALLOY, TIN PLATE
- SCREWS:ZINC PLATED STEEL WITH CLEAR CHROMATE COATING

ELECTRICAL:
- RATING: 25A 300V
- WIRE RANGE: 12 – 22 AWG

MECHANICAL:
- MAXIMUM TORQUE RATING: 7 IN.–LBS.

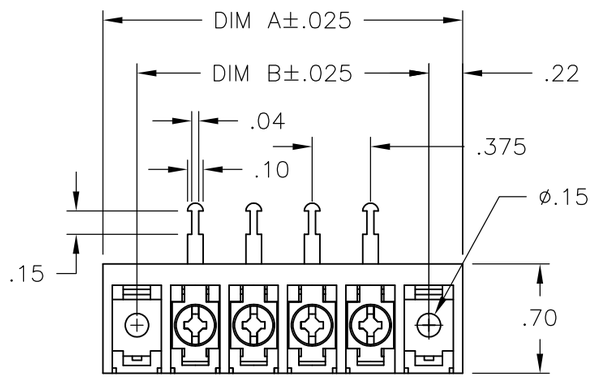

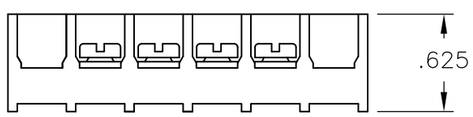

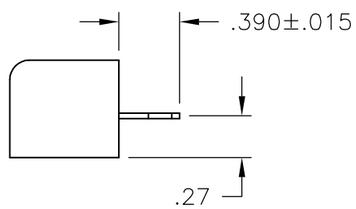

DIM B	DIM A	NO. OF POS.	BUCHANAN PART NO.	PART NO.
10.875	11.311	28	6STR–28–008	2–1546242–8
10.500	10.936	27	6STR–27–008	2–1546242–7
10.125	10.561	26	6STR–26–008	2–1546242–6
9.750	10.186	25	6STR–25–008	2–1546242–5
9.375	9.811	24	6STR–24–008	2–1546242–4
9.000	9.436	23	6STR–23–008	2–1546242–3
8.625	9.061	22	6STR–22–008	2–1546242–2
8.250	8.686	21	6STR–21–008	2–1546242–1
7.875	8.311	20	6STR–20–008	2–1546242–0
7.500	7.936	19	6STR–19–008	1–1546242–9
7.125	7.561	18	6STR–18–008	1–1546242–8
6.750	7.186	17	6STR–17–008	1–1546242–7
6.375	6.811	16	6STR–16–008	1–1546242–6
6.000	6.436	15	6STR–15–008	1–1546242–5
5.625	6.061	14	6STR–14–008	1–1546242–4
5.250	5.686	13	6STR–13–008	1–1546242–3
4.875	5.311	12	6STR–12–008	1–1546242–2
4.500	4.936	11	6STR–11–008	1–1546242–1
4.125	4.561	10	6STR–10–008	1–1546242–0
3.750	4.186	9	6STR–09–008	1546242–9
3.375	3.811	8	6STR–08–008	7–1437654–2
3.000	3.436	7	6STR–07–008	796988–7
2.625	3.061	6	6STR–06–008	1546242–6
2.250	2.686	5	6STR–05–008	9–1546158–4
1.875	2.311	4	6STR–04–008	1546242–4
1.500	1.936	3	6STR–03–008	796988–6
1.125	1.561	2	6STR–02–008	8–1546158–9

THIS DRAWING IS A CONTROLLED DOCUMENT.

DIMENSIONS: INCHES

TOLERANCES UNLESS OTHERWISE SPECIFIED:

0 PLC	± –
1 PLC	± –
2 PLC	± .01
3 PLC	± .005
4 PLC	± –
ANGLES	± 1/2

MATERIAL –

FINISH –

DWN E. ZANOLINI 04FEB2002
CHK S. YODER 04FEB02
APVD S. YODER 04FEB02
PRODUCT SPEC —
APPLICATION SPEC —
WEIGHT —

TE Connectivity

NAME 6STR–XX–008

SIZE	CAGE CODE	DRAWING NO	RESTRICTED TO
A3	00779	C–7–1437654–2	—

CUSTOMER DRAWING

SCALE	SHEET	REV
NTS	1 OF 1	D1